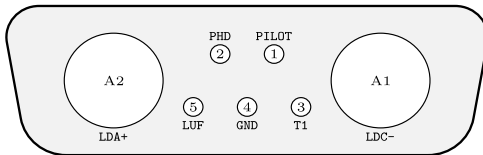


Type: ds11-la30v24-o80l07-v1-596



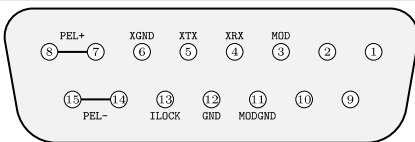
- Laser max.: 30A, 24V
- Vin: 110..230VAC
- Analog or Digital Modulation
- Bias Current option
- Pilot Laser Supply
- External Fan Support
- optional medical version
- optional TEC-stages

Laser Connector



PIN.No	Abbr.	Function
A1	LDC-	Laser Diode Cathode
A2	LDA+	Laser Diode Anode
1	PILOT	Pilot Laser Supply
2	PHD	Photo Diode Cathode vs. GND
3	T1	Temp. Sensor 1 vs. GND
4	GND	
5	LUF	Supply 800mA 2..24V for fan vs. GND

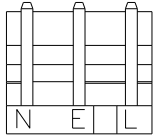
Support & Peltier Connector



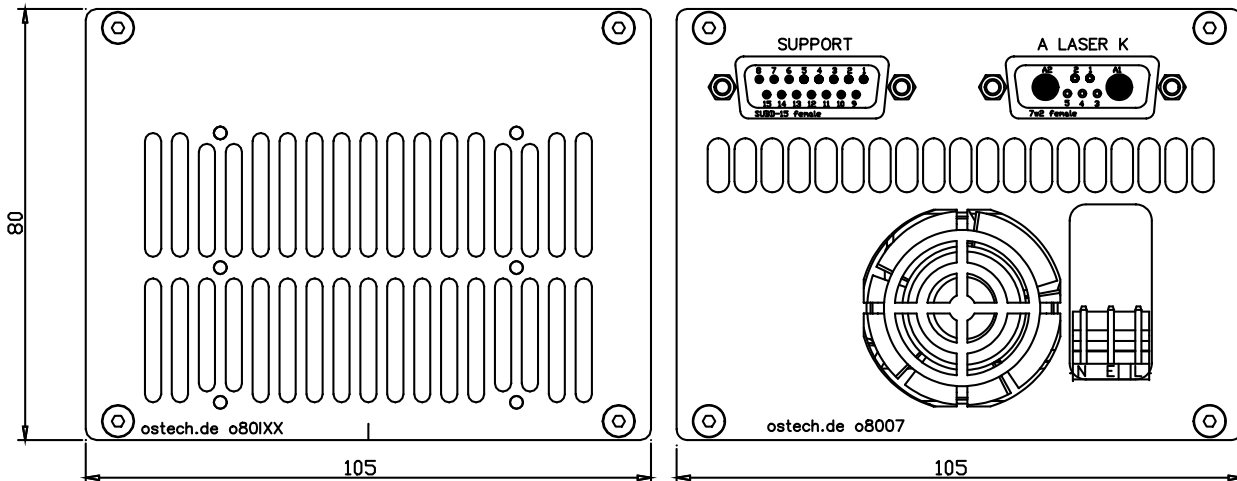
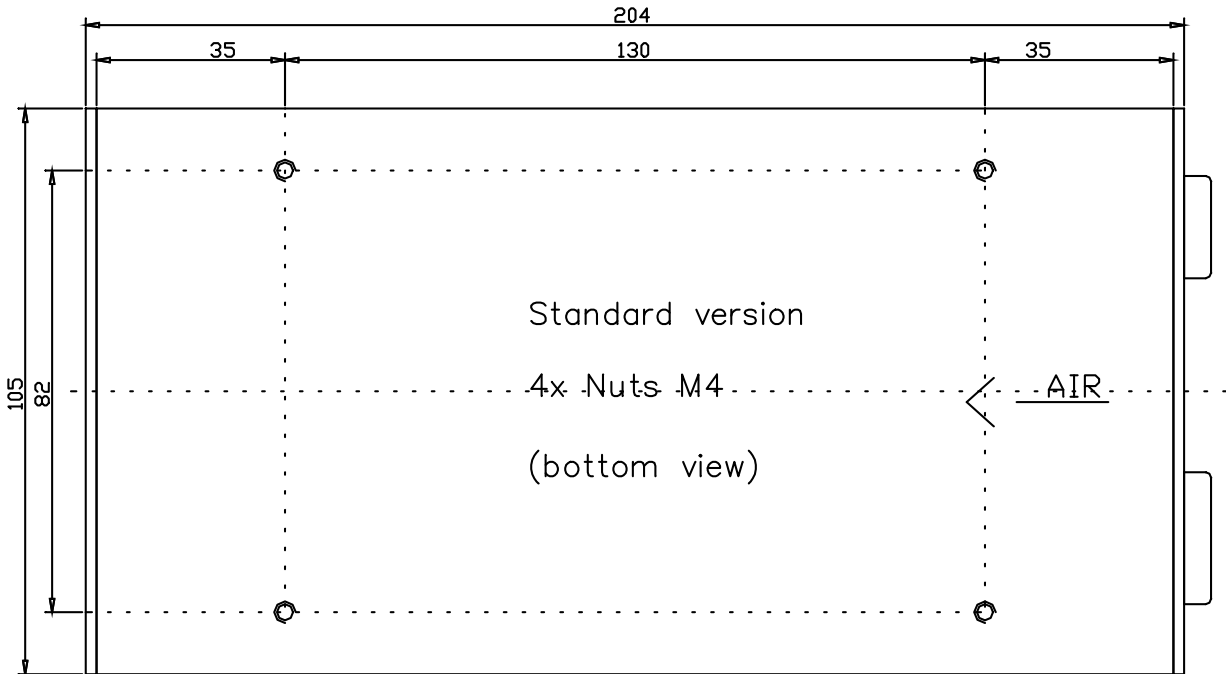
SubD-15 female

Pin.No	Abbr.	Function
3	MOD	Modulation Input
4	XRX	RS232-RX
5	XTX	RS232-TX
6	XGNC	RS232-GND
7;8	PEL+	Peltier element (+) if TEC is on Board
11	MODGND	Modulation GND
12	GND	Common Ground
13	ILOCK	Interlock vs. GND
14;15	PEL-	Peltier element (-) if TEC is on Board
1,2,9,10	n.c.	may carry Signals depending on Type
	SCR	Common Screen

Mains Connector



MAINS INPUT: 3 Pin, 5.08mm, with Friction Lock, 18-24 AWG
 MOLEX HousingNo:10013036 TerminalNo:8701031



References

- <http://www.ostech.de/en/products/laser-drivers/ds11-o80>
- <http://www.ostech.de/en/downloads/manuals/ds-en.pdf>
- <http://www.ostech.de/en/downloads/labview>

Accessories

- kab-la40-2x4qmm+5x0,14qmm-7w2-oe-1.3m-780
 cable 2x4qmm lmax 40A SUBD-7W2 and 5x0,14qmm to open ends 1.3m-length
- kab-lpa08-16pol-subd15m-oe-1.5m-39
 cable 16x0.35qmm / subd15-Gold-6,5A per pin to open end / length-1m5