

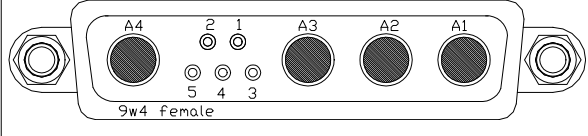
Laser & Peltier - TEC - Driver

Type: ls11-la60v12-o80l04-v1-595

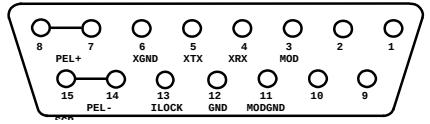


- Laser max.: 60A - 12V
- In: 110..230VAC
- Analog or Digital Modulation
- Bias Current option
- Pilot Laser Supply
- External Fan Support
- optional medical version
- optional TEC

Laser Connector

	PIN.No	Abbr.	Function
		A1,A2	LDC-
	A3,A4	LDA+	Laser Diode Anode
	1	PILOT	Pilot Laser Supply
	2	PHD	Photo Diode Cathode vs. GND
	3	T1	Temp. Sensor 1 vs. GND
	4	GND	
	5	LUF	Supply 800mA 2..24V for fan vs. GND

Support & TEC-Connector

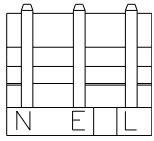
	Sub-D 15, female
---	------------------

Pin.No	Abbr.	Function
3	MOD	Modulation Input
4	XRX	RS232-RX
5	XTX	RS232-TX
6	XGNC	RS232-GND
7;8	PEL+	Peltier element (+) if TEC is on Board
11	MODGND	Modulation GND
12	GND	Common Ground
13	ILOCK	Interlock vs. GND
14;15	PEL-	Peltier element (-) if TEC is on Board
1,9,10,11	n.c.	may carry Signals depending on Type
	SCR	Common Screen



Laser & Peltier - TEC - Driver

Mains Connector



MAINS INPUT: 3 Pin, 5.08mm, with Friction Lock, 18-24 AWG
MOLEX HousingNo:10013036 TerminalNo:8701031

