

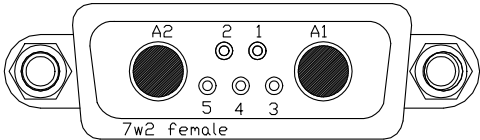
Laser & Peltier - TEC - Driver

Type: ds11-la15v24-pa08v24-o8007-v0-487

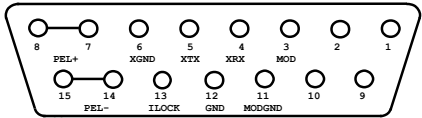


Laser max.: 15A - 24V
 TEC max.: 8A - 24V (max. 150W)
 In: 110..230VAC
 - Analog or Digital Modulation
 - Bias Current option
 - Pilot Laser Supply
 - External Fan Support
 - optional medical version
 - optional 2nd TEC

Laser Connector

		PIN.No	Abbr.	Function
		A1	LDC-	Laser Diode Cathode
		A2	LDA+	Laser Diode Anode
		1	PILOT	Pilot Laser Supply
		2	PHD	Photo Diode Cathode vs. GND
		3	T1	Temp. Sensor 1 vs. GND
		4	GND	
		5	LUF	Supply 800mA 2..24V for fan vs. GND

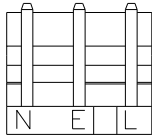
Support & TEC-Connector

		Sub-D 15, female
---	--	------------------

Pin.No	Abbr.	Function
3	MOD	Modulation Input
4	XRK	RS232-RX
5	XTX	RS232-TX
6	XGNC	RS232-GND
7;8	PEL+	Peltier element (+) if TEC is on Board
11	MODGND	Modulation GND
12	GND	Common Ground
13	ILOCK	Interlock vs. GND
14;15	PEL-	Peltier element (-) if TEC is on Board
1,9,10,11	n.c.	may carry Signals depending on Type
	SCR	Common Screen

Laser & Peltier - TEC - Driver

Mains Connector



MAINS INPUT: 3 Pin, 5.08mm, with Friction Lock, 18-24 AWG
 MOLEX HousingNo:10013036 TerminalNo:8701031

