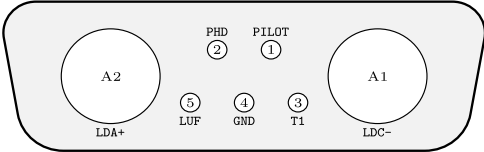


Type: ds11-la15v12-pa08v24-o8007-v0-483

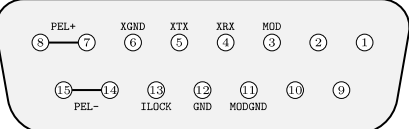


Laser max.: 15A, 12V
 TEC max.: 8A 24V (max. 150W)
 In: 110..230VAC
 - Analog or Digital Modulation
 - Bias Current option
 - Pilot Laser Supply
 - External Fan Support
 - optional medical version
 - optional 2nd TEC

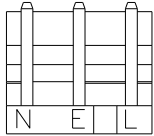
Laser Connector

	PIN.No	Abbr.	Function
	A1	LDC-	Laser Diode Cathode
	A2	LDA+	Laser Diode Anode
	1	PILOT	Pilot Laser Supply
	2	PHD	Photo Diode Cathode vs. GND
	3	T1	Temp. Sensor 1 vs. GND
	4	GND	
	5	LUF	Supply 800mA 2..24V for fan vs. GND

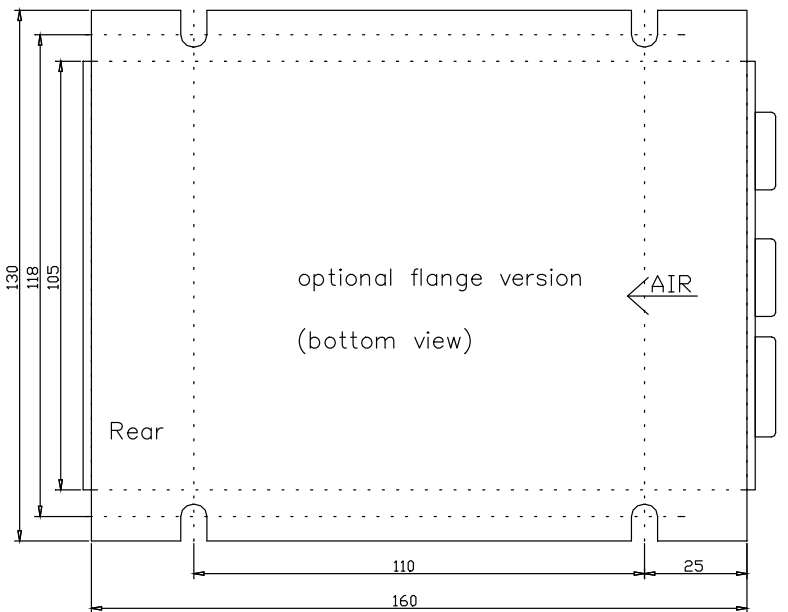
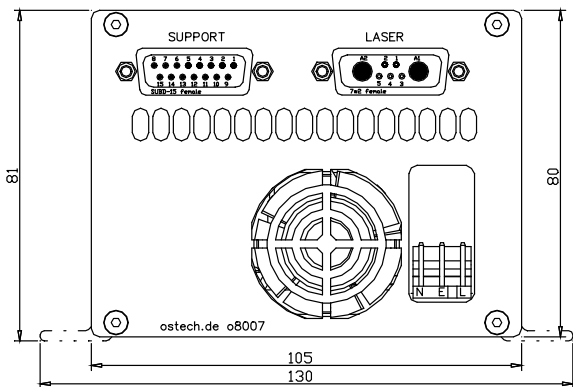
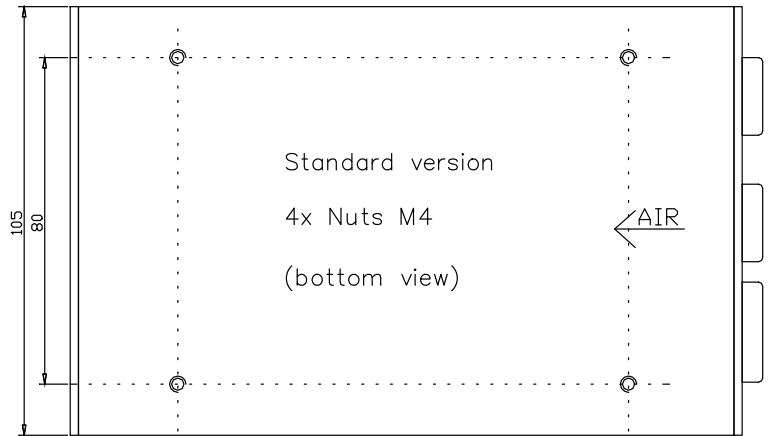
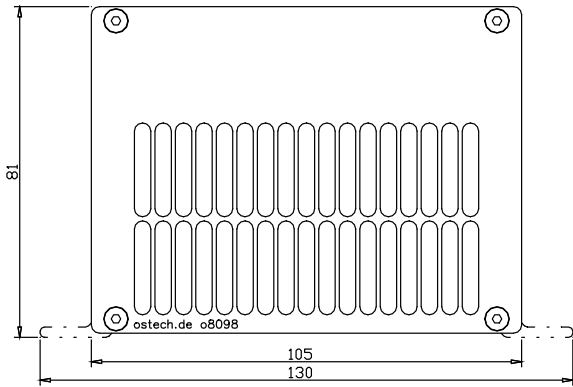
Support & Peltier Connector

Pin.No	Abbr.	Function
 <p style="text-align: right;">SubD-15 female</p>		
3	MOD	Modulation Input
4	XRX	RS232-RX
5	XTX	RS232-TX
6	XGNC	RS232-GND
7;8	PEL+	Peltier element (+) if TEC is on Board
11	MODGND	Modulation GND
12	GND	Common Ground
13	ILOCK	Interlock vs. GND
14;15	PEL-	Peltier element (-) if TEC is on Board
1,2,9,10	n.c.	may carry Signals depending on Type
	SCR	Common Screen

Mains Connector



MAINS INPUT: 3 Pin, 5.08mm, with Friction Lock, 18-24 AWG
 MOLEX HousingNo:10013036 TerminalNo:8701031



References

- <http://www.ostech.de/en/products/laser-drivers/ds11-o80>
- <http://www.ostech.de/en/downloads/manuals/ds-en.pdf>
- <http://www.ostech.de/en/downloads/labview>

Accessories

- kab-la40-2x4qmm+5x0,14qmm-7w2-oe-1.3m-780
 cable 2x4qmm lmax 40A SUBD-7W2 and 5x0,14qmm to open ends 1.3m-length
- kab-lpa08-16pol-subd15m-oe-1.5m-39
 cable 16x0.35qmm / subd15-Gold-6,5A per pin to open end / length-1m5